



Global E-Commerce Intelligence
we report, you grow

SAMPLE REPORT
MIDDLE EAST ONLINE PAYMENT METHODS 2023
PUBLICATION DATE: OCTOBER 2023

PREFACE



Sample Report

OBJECTIVE

RELIABLE

A LIST OF ADVANTAGES

- yStats.com provides secondary market research: By using various sources of information we ensure maximum reliability of all obtained data. As a result companies get a precise and unbiased impression of the market situation.
- Only reliable sources such as national and international statistical offices, industry and trade associations, business reports, business and company databases, journals, company registries and news portals are used as a basis for the analyses, statistical reports and forecasts.
- Our international employees research and filter all sources and translate relevant information into English. This ensures that the content of the original studies is correctly interpreted.
- yStats.com delivers all research results as PowerPoint files. All data can therefore be used directly for board presentations or be individually adapted.
- If required, yStats.com provides in-depth analysis for all research projects. Simply send us a request.

TERMS OF USE AND COPYRIGHT CONDITIONS

- This report is copyrighted. All rights reserved and no part of this report may be reproduced, stored in a retrieval system or transmitted in any form without the prior permission of the publishers.
- The information in this report does not constitute the provision of investment, legal or tax advice. Any views expressed reflect the current views of the original authors, which do not necessarily correspond to the opinions of yStats.com GmbH & Co. KG.
- The information in this report is provided for informational purposes only and without any obligation, whether contractual or otherwise. No warranty or representation is made as to the correctness, completeness and accuracy of the information given or the assessments made.
- We have taken every precaution to ensure that details provided in this report are accurate. The publishers are not liable for any omissions, errors or incorrect insertions, nor for any interpretations made from the document.

LEGAL NOTICE

Sample Report

This report is subject to the Terms & Conditions of yStats.com GmbH & Co. KG, which can be found at [yStats.com](https://www.ystats.com). By selecting this particular license, you agree to the Terms & Conditions which pertain to said license. Please be aware that any misuse of this product or any other product not in accordance with the aforementioned Terms & Conditions will result in legal action.

The licensing structure is as follows:

SINGLE USER LICENSE

■ allows one (1) user to access the downloaded report.

SITE LICENSE

■ allows up to ten (10) users of a company within a specified geographic area (i.e. country) to access the downloaded report.

GLOBAL SITE LICENSE

■ allows up to ten (10) user of a company worldwide to access the downloaded report.

GENERAL METHODOLOGY OF MARKET RESEARCH REPORTS

OBJECTIVE

RELIABLE

Sample Report

Secondary Market Research

- The reports are compiled based on secondary market research. Secondary research is information gathered from previously published sources based on information and data acquired from national and international statistical offices, industry and trade associations, business reports, company databases, journals, company registries, news portals and many other reliable sources. By using various sources we ensure maximum objectivity for reported data. As a result, companies gain a precise and unbiased impression of the market situation.
- Cross referencing of data is conducted in order to ensure validity and reliability.
- The source of information and its release date are provided on every chart. It is possible that the information contained in one chart is derived from several sources. If this is the case, all sources are mentioned on the chart.
- The reports include mainly data from the last 12 months prior to the date of report publication. Exact publication dates are mentioned in every chart.

Definitions

- The reports take into account a broad definition of B2C E-Commerce, which might include mobile commerce. As definitions may vary among sources, exact definition used by the source (if available) is included at the bottom of the chart.

Chart Types

- Our reports include text charts, pie charts, bar charts, rankings, line graphs and tables. Every chart contains an Action Title, which summarizes the main idea/finding of the chart and a Subtitle, which provides necessary information about the country, the topic, units or measures of currency, and the applicable time period(s) to which the data refers. With respect to rankings, it is possible that the summation of all categories amounts to more than 100%. In this case, multiple answers were possible, which is noted at the bottom of the chart.

Report Structure

- Reports are comprised of the following elements, in the following order: Cover page, preface, legal notice, methodology, definitions, table of contents, management summary (summarizing main information contained in each section of report) and report content (divided into sections and chapters). When available, we also include forecasts in our report content. These forecasts are not our own; they are published by reliable sources. Within Global and Regional reports, we include all major developed and emerging markets, ranked in order of importance by using evaluative criteria such as sales figures.

Notes and Currency Values

- If available, additional information about the data collection, for example the time of survey and number of people surveyed, is provided in the form of a note. In some cases, the note (also) contains additional information needed to fully understand the contents of the respective data.
- When providing information about amounts of money, local currencies are most often used. When referencing currency values in the Action Title, the EUR values are also provided in brackets. The conversions are made using the average currency exchange rate for the respective time period. Should the currency figure be in the future, the average exchange rate of the past 12 months is used.

METHODOLOGY OF THE CURRENT



Sample Report

OBJECTIVE

RELIABLE

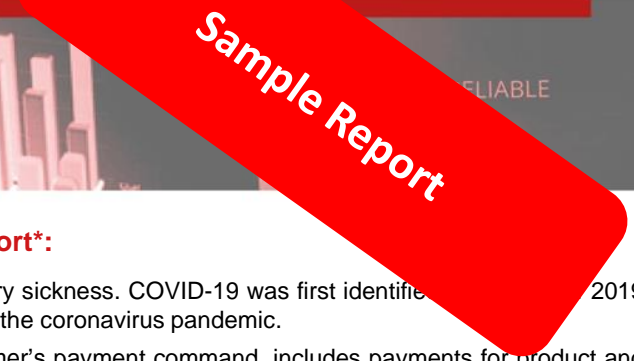
Report Coverage

- This report covers the online payment market in the Middle East. It takes into account a wide definition of online payment, including payment methods used in online shopping and mobile payment, such as remote and proximity payments. In addition, information related to the impact of the coronavirus (COVID-19) on digital payments in the Middle East, Africa, and worldwide was included in this report.
- The report includes data mostly published in the previous 12 months. The exact date of publication of the source is stated on each chart. The time period which the data refers to differs by source.

Report Structure

- The global chapter opens the report, featuring an overview of global online and mobile payment developments.
- Next, information about the regional development is included, covering online and mobile payment.
- The rest of the report contains country-specific information. The countries are presented in the descending order of B2C E-Commerce sales.
- Depending on data availability, the following types of market information are included: payment methods most used by online shoppers, number and value of online/mobile payment transactions, mobile payment usage and consumer awareness of mobile payment services. Not all the mentioned types of information are available for each of the covered countries.

DEFINITIONS



OBJECTIVE

RELIABLE

The following expressions and definitions are used in this Online Payment market report*:

- **COVID-19 / CORONAVIRUS** An infectious disease triggered by an intense acute respiratory sickness. COVID-19 was first identified in Wuhan, China, and spread worldwide, becoming known as the coronavirus pandemic.
- **ONLINE PAYMENT** Transfer of money made over the Internet following a consumer's payment command, includes payments for product and service purchased in B2C E-Commerce and M-Commerce.
- **MOBILE PAYMENT** A wide definition of mobile payments includes payments made remotely in M-Commerce and proximity payments made in-store, such as via QR code scanning and NFC technology.
- **PROXIMITY MOBILE PAYMENT** A mobile payment where the merchant and the consumer are present in the same location and the interaction between the consumer's device (card, mobile device) and the POS is conducted using a proximity technology (e.g. NFC).
- **NFC & CONTACTLESS PAYMENT** Near Field Communication is a set of standards to create radio communication by bringing devices close together or having them touch each other. In that way, contactless data exchange and contactless payment transactions using an NFC-enabled smartphone or other mobile device can take place. Similarly, contactless payments can be made by credit and debit cards enabled with the contactless technology.
- **ALTERNATIVE PAYMENTS** Generally refers to payment methods other than credit card or bank card payments. Widely defined, alternative online payment methods include bank transfers and direct debit, digital wallets, pre-paid cards and private label cards, invoice, and digital currency. May also include cash on delivery and card schemes by local companies other than global card brands.
- **E-WALLET/DIGITAL WALLET** A prepaid digital account, allowing users to store money and use it in online or mobile transactions. The examples of E-Wallets or digital wallets include Alipay and PayPal.
- **MOBILE WALLET** A software solution that enables consumers to store payment credentials, such as credit or debit card information, and use the stored credentials to pay digitally for transactions made in-store, online or via mobile. Mobile wallets are installed on mobile devices which are used to complete payments. The examples of mobile wallets include Apple Pay, Samsung Pay and Google Pay. Mobile wallets are often included in the broader category of E-Wallets or digital wallets.
- **MOBILE MONEY** A service in which the mobile phone is used to access financial services. Mobile Money can be used for a variety of purposes, including airtime top-up, bill payments, bulk disbursement, international remittance, merchant payment, P2P transfer.
- **B2C E-COMMERCE** The sale of products (and services) through electronic transactions via the Internet from businesses to consumers.

Note: *the definitions used by the original sources might differ from the ones stated on this chart; the exact definition used by each source, where available, is included on the respective charts

TABLE OF CONTENTS (1 of 2)



Sample Report

OBJECTIVE

RELIABLE

1. Management Summary

2. Global Developments

- Overview of the Online and Mobile Payment Trends, September 2023
- B2C E-Commerce Payment Value, in USD trillion, 2023e & 2027f
- Preferred Online Payment Methods For E-Commerce Purchases, in % of Adults, June 2022
- Preferred Payment Method When Shopping Online, in % of Respondents, October 2022
- Value of Contactless Card Transactions, in USD trillion, 2022e & 2027f
- Virtual Card Transaction Value, in USD trillion, 2022e & 2027f
- BNPL B2C E-Commerce Sales, in USD billion, 2022e & 2027f
- Number of BNPL Users, in millions, 2022e & 2027f
- Value of Digital Wallet Transactions, in USD trillion, 2023e & 2028f
- Total Number of OEM Pay E-Commerce Transactions, in USD billion, Growth in Transactions, in %, & Average Transaction Volume Per OEM Pay User, in USD, 2026f
- Share of OEM Pay E-Commerce Transactions Stemming From Purchases of Digital Goods, in %, 2026f
- Top Reasons Because of Which Respondents Are Likely to Abandon Checkout, in % of Adults, June 2022
- Most Accessible vs Most Preferred Online Payment Method, in % of Adults, June 2022
- Share of Consumers Agreeing With the Following Statements Related to Security of Online Payment, in %, April 2023
- Share of Consumers Agreeing With the Following Statements Related to Digital and Mobile Wallets, in %, April 2023
- Top Consumer Expectations at Checkout When Making Online Purchases, incl. "Payment Methods", in % of Respondents, October 2022
- QR Code Payment Transaction Value, in USD billion, 2023e & 2028f
- Cryptocurrency Payment Value, in USD billion, 2020-2025f
- Mobile Money Statistics, incl. Number of Live Services, Registered Accounts, in millions, Active Accounts, in millions, Transaction Volume in millions, and Transaction Value, in USD billion, and Year-on-Year Growth, in %, by Region, 2022

3. Middle East & Africa

3.1. Regional

- Online & Mobile Payment Trends, October 2023
- Share of Mobile Commerce Making Up Total Online Transaction Value, in %, 2025f
- Share of Digital Wallets Making Up Total Online Spending, in %, 2023e

TABLE OF CONTENTS (2 of 2)

Sample Report

OBJECTIVE

RELIABLE

3. Middle East & Africa (Cont.)

3.1. Regional (Cont.)

- Real-Time Payments Volume, in billions, 2022 & 2027f
- Real-Time Payments Share of Total Electronic Payments, in %, 2022 & 2027f

3.2. Middle East

3.2.1. UAE

- Share of Adults That Made a Digital Payment, in %, 2022
- Digital Payment Transaction Value, in USD billion, 2021* & 2031f
- Number of Real-Time Payment Transactions, in millions, 2022 & 2027f

3.2.2. Saudi Arabia

- Share of Adults That Made a Digital Payment, in %, 2022
- Breakdown of B2C E-Commerce Payment Methods, in %, 2022
- Card Payments Market Size, in USD billion, 2023e & 2027f
- Number of Real-Time Payment Transactions, in billions, 2022 & 2027f

3.2.3. Israel

- Share of Adults That Made a Digital Payment, in %, 2022
- Breakdown of Online Payments Used For Online Purchases, in %, 2022e
- Share of Adults That Used a BNPL Service, in %, Q3 2022

3.2.4. Jordan

- Share of Adults That Made a Digital Payment, in %, 2022
- BNPL Use, in % of Respondents, July 2022
- Number of Digital Payment Users, by Select Digital Payment Type, in millions, August 2023
- Number of Digital Payment Transactions, by Select Digital Payment Type, in millions, August 2023

TABLE OF CONTENTS



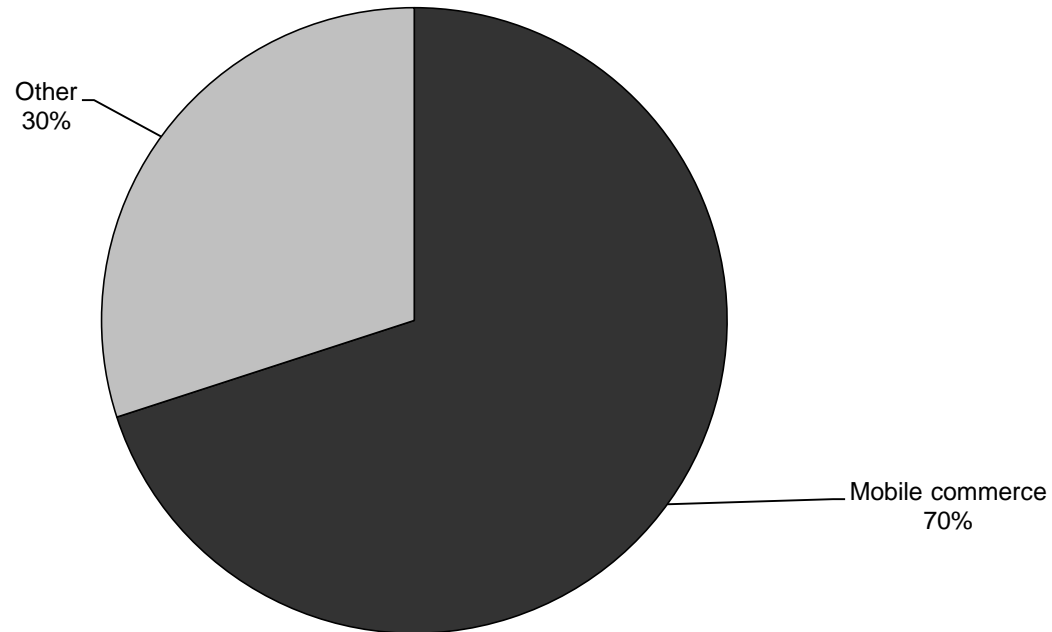
Sample Report

1.	Management Summary	9 – 11
2.	Global Developments	12 – 31
3.	Middle East & Africa	32 – 37
3.1.	Regional	33 – 37
3.2.	Middle East	38 – 52
3.2.1.	UAE	39 – 41
3.2.2.	Saudi Arabia	42 – 45
3.2.3.	Israel	46 – 48
3.2.4.	Jordan	49 – 52



By 2025, it is projected that mobile commerce will contribute 70% of the total online transaction value in the MENA region.

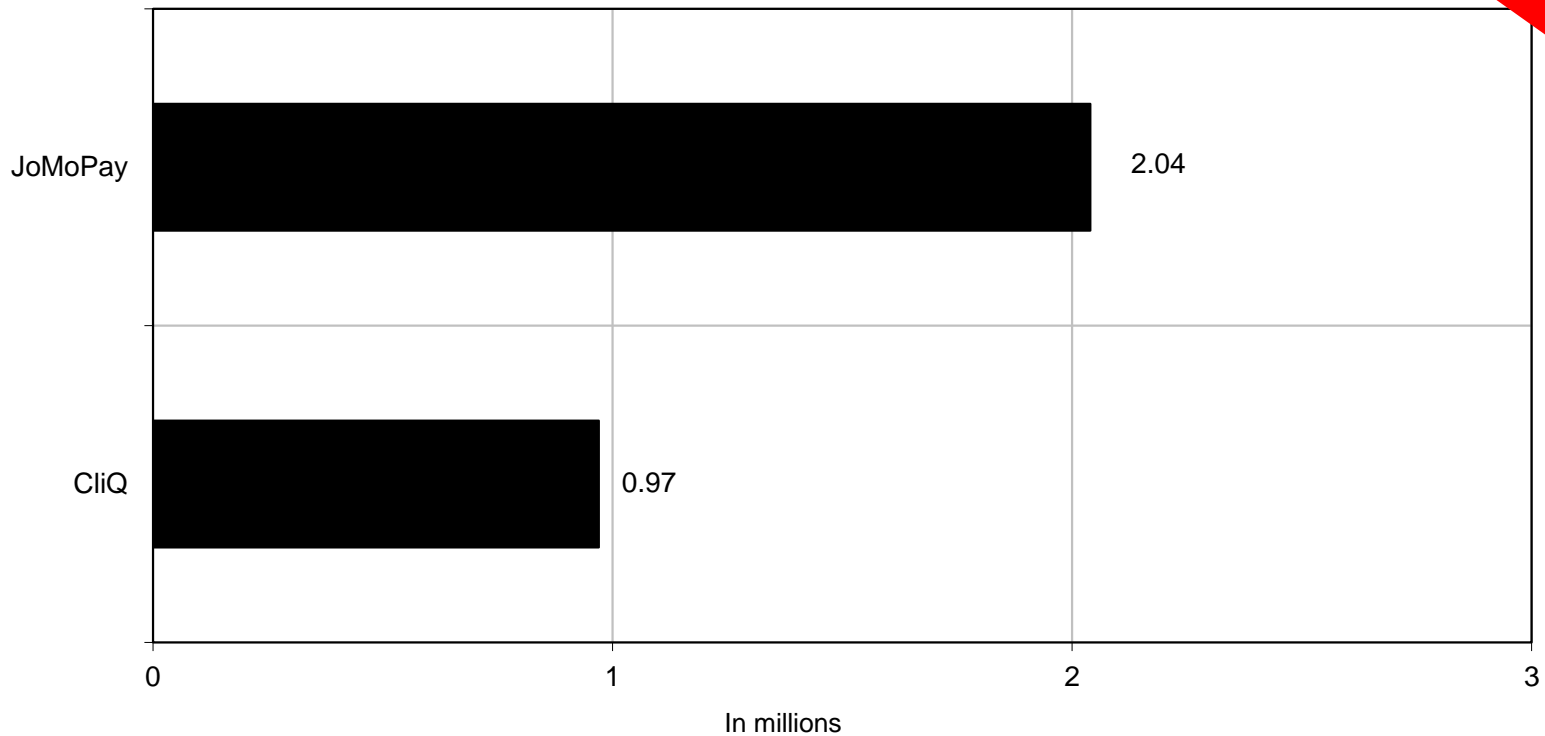
MENA: Share of Mobile Commerce Making Up Total Online Transaction Value, in %, 2025f





In August 2023, JoMoPay had 2.04 million users in Jordan, while CliQ had 0.97 million users in the same month.

Jordan: Number of Digital Payment Users, by Select Digital Payment Type, in millions, August 2023



Note: JoMoPay is a national switch for mobile wallet payments, while CliQ is an instant payment system
Source: JOPACC, August 2023



Global E-Commerce Intelligence
we report, you grow

ADDRESS

yStats.com GmbH & Co. KG
Behringstr. 28a | 22765 Hamburg | Germany

CONTACT

Phone: +49 40 - 39 90 68 50 | Fax: +49 40 - 39 90 68 51 | info@ystats.com

SOCIAL MEDIA

 [linkedin.com/company/ystats](https://www.linkedin.com/company/ystats)
 twitter.com/ystats
 facebook.com/ystats
 gplus.to/ystats.com

MORE NEWS?

Please subscribe to our Newsletter at www.ystats.com